

N.S.S COLLEGE, NEMMARA
STUDENT SATISFACTION SURVEY

Every year, a Student Satisfaction Survey is done to learn about students' perceptions of Teaching – Learning – and Evaluation, which will aid in improving the quality of our institution's processes.

The questionnaire is distributed randomly to the students. The details of the students participated in the survey will be kept confidential. There are 21 questions in questionnaire, 20 questions are multiple choice questions and the last question is open question. Likert scale is used in questionnaire. The rating is given from 0 to 4. Highest response is marked as 4 and lowest response is marked as 0. Google forms were used to collect the data. The link provided is <https://forms.gle/iBKYXUSZGfdncNEdA>.

The response was collected from 740 students from the college. The data is analysed and the inference was drawn. The corrective actions have undertaken accordingly.

Table.1 Student's participation in the survey- Gender wise

Sl.No.	Gender	% of students participated
1	Male	19.5
2	Female	80.5
	Total	100

Table.2 Student's participation in the survey- Programme wise

Sl. No.	Name of the Programme	% of students participated
1	Master's	18
2	Bachelor's	82
	Total	100


Table.3 Students' participation in the survey- Subject wise

Sl. No.	Name of the subject	% of students participated
1	Arts	18.8
2	Commerce	31.1
3	Science	50.1
	Total	100


Table.4 Students' feedback – Teaching- Learning and Evaluation


Sl. No.	Description	Average
1.	Syllabus covered	3.49
2.	Preparation by the teacher for the class	3.41
3.	Ability to communicate by the teacher	3.55
4	Teacher's approach to teaching	3.29
5	Timely conduct of internal exam	3.37
6	Rating of assignments	3.45
7	Promoting internship, student exchange, field visit opportunities for students by the institution	2.40
8	The teaching and mentoring process in your institution	2.98
9	Multiple opportunities to learn and grow provided by the institution	3.02
10	Information about expected competencies, course outcomes and programme outcomes	3.30
11	Necessary follow up by the tutor	3.39
12	Teachers' illustration of the concepts through examples and applications	3.48
13	Teachers identify your strengths and encourage you with providing right level of challenges	3.13
14	Ability of teachers to identify your weaknesses and help you to overcome them	3.06
15	Effort taken by institution to engage students in the monitoring, review and continuous quality improvement of the teaching learning process.	3.10
16	The use of student centric methods, such as experiential learning, participative learning and problem-solving methodologies for enhancing learning experiences by the institute/ teachers	3.15
17	Encouragement by teachers to participate in extracurricular activities	3.08
18	Efforts made by the institute/ teachers to inculcate soft skills, life skills and employability skills to make you ready for the world of work.	3.01
19	Use of ICT tools by the teacher	3.54
20	The overall quality of teaching-learning process in your institute	3.40




Principal - in - Charge
 NSS College, Nemmara

Average




Principal - In - Charge
 NSS College, Nemmara